


Statement Showing Shareholding Pattern

Category code	Category of Shareholder	Number of Shareholders	Table (I)(a)			Total shareholding as a percentage of total number of shares		Shares Pledged or otherwise encumbered	
			Total number of shares	Number of shares held in dematerialized form	As a percentage of (A+B) ¹	As a percentage of (A+B+C)	Number of shares	As a percentage	
			(IV)	(V)	(VI)	(VII)	(VIII)	(IX) = (VIII)/(IV)*100	
(A)	Shareholding of Promoter and								
1	Indian								
(a)	Individuals/ Hindu Undivided Family								
		5	4000635	4000635	28.35	28.35	0	0.00	
(b)	Central Government/ State Government(s)	0	0	0	0.00	0.00	0	0.00	
(c)	Bodies Corporate	0	0	0	0.00	0.00	0	0.00	
(d)	Financial Institutions/ Banks	0	0	0	0.00	0.00	0	0.00	
(e)	Any Others (Specify)	0	0	0	0.00	0.00	0	0.00	
(e-I)		0	0	0	0.00	0.00	0	0.00	
(e-II)		0	0	0	0.00	0.00	0	0.00	
	Sub Total (A)(1)	5	4000635	4000635	28.35	28.35	0	0.00	
2	Foreign								
a	Individuals (Non-Residents Individuals/ Foreign Individuals)	0	0	0	0.00	0.00	0	0.00	
b	Bodies Corporate	0	0	0	0.00	0.00	0	0.00	
c	Institutions	0	0	0	0.00	0.00	0	0.00	
d	Any Others (Specify)	0	0	0	0.00	0.00	0	0.00	
d-I		0	0	0	0.00	0.00	0	0.00	
d-II		0	0	0	0.00	0.00	0	0.00	
	Sub Total (A)(2)	0	0	0	0.00	0.00	0	0.00	
	Total Shareholding of Promoter and	5	4000635	4000635	28.35	28.35	0	0.00	
(B)	Public shareholding								
1	Institutions								
(a)	Mutual Funds/ UTI	0	0	0	0.00	0.00	0	0.00	
(b)	Financial Institutions/ Banks	0	0	0	0.00	0.00	0	0.00	
(c)	Central Government/ State Government(s)	0	0	0	0.00	0.00	0	0.00	
(d)	Venture Capital Funds	0	0	0	0.00	0.00	0	0.00	
(e)	Insurance Companies	0	0	0	0.00	0.00	0	0.00	
(f)	Foreign Institutional Investors	0	0	0	0.00	0.00	0	0.00	
(g)	Foreign Venture Capital Investors	0	0	0	0.00	0.00	0	0.00	
(h)	Any Other (specify)	0	0	0	0.00	0.00	0	0.00	
(h-I)		0	0	0	0.00	0.00	0	0.00	
(h-II)		0	0	0	0.00	0.00	0	0.00	
	Sub-Total (B)(1)	0	0	0	0.00	0.00	0	0.00	
B 2	Non-Institutions								
(a)	Bodies Corporate	20	1171681	936348	8.30	8.30	0	0.00	
(b)	Individuals	0	0	0	0.00	0.00	0	0.00	
	Individuals - i. Individual shareholders holding nominal share capital up to Rs 1 lakh	523	1022889	733275	7.25	7.25	0	0.00	
	ii. Individual shareholders holding nominal share capital in excess of Rs. 1 lakh.	55	7792748	4319357	55.22	55.22	0	0.00	
(c)	Any Other (specify)	1	300	300	0.00	0.00	0		
(c-I)									
(c-II)		24	124320	0	0.88	0.88	0	0.00	
	Sub-Total (B)(2)	623	10111938	6991280	71.65	71.65	0	0.00	
(B)	Total Public Shareholding (B)= (B)(1)+(B)(2)	623	10111938	6991280	71.65	71.65	0	0.00	
	TOTAL (A)+(B)	628	14112573	9991915	100.00	100.00	0	0.00	
(C)	Shares held by Custodians and against which Depository Receipts have been issued								
1	Promoter and Promoter Group	0	0	0	0.00	0.00	0	0.00	
2	Public	0	0	0	0.00	0.00	0	0.00	
	Sub-Total (C)	0	0	0	0.00	0.00	0	0.00	
	GRAND TOTAL (A)+(B)+(C)	628	14112573	9991915	100.00	100.00	0	0.00	

Infronics Systems Limited

 Regd. Off: 2nd Floor, Ektha Towers, Plot No 2&3, White Fields, Kondapur, Hyderabad-500 084, A.P., India.

Phone: +91 - 40 - 40038888 / 23004399 Fax: +91 - 40 - 40038901. Website: www.infronics.com



Introductory sub-table (I)(a)

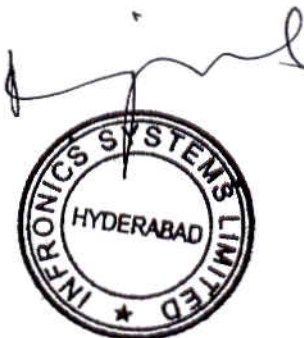
Name of the Company: Infronics Systems Limited			
Scrip Code, Name of the scrip, class of security: 590118, INFRONICS, EQUITY			
Quarter ended: 31.12.2011			
Partly paid-up shares:-			
	No. of partly paid-up shares	As a % of total no. of partly paid-up shares	As a % of total no. of shares of the company
Held by promoter/promoter group	0	0	0
Held by public	0	0	0
Total - D	0	0	0
Outstanding convertible securities:-			
	No. of outstanding securities	As a % of total no. of outstanding convertible securities	As a % of total no. of shares of the company, assuming full conversion of the convertible securities
Held by promoter/promoter group	0	0	0
Held by public	0	0	0
Total - E	0	0	0
Warrants:-			
	No. of warrants	As a % of total no. of warrants	As a % of total no. of shares of the company, assuming full conversion of warrants
Held by promoter/promoter group			
Held by public	400000	20.00	0.00
	1600000	80.00	0.00
Total - F	2000000	100.00	0.00
Total paid-up capital of the company, assuming full conversion of warrants and convertible securities		16112573	100



(i)(b) Statement showing holding of securities (including shares, warrants, convertible securities) of persons belonging to the category "Promoter and Promoter Group"

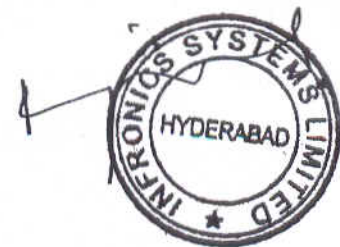
Sr. No.	Name of the shareholder	Details of Shares held		Encumbered shares (*)			Details of warrants		Details of convertible securities		Total shares (including underlying shares assuming full conversion of warrants and convertible securities) as a % of diluted share capital
		Number of shares held	As a % of grand total (A) + (B) + (C)	No.	As a percentage	As a % of grand total (A)+(B)+(C) of sub-clause (i)(a)	Number of warrants held	As a % total number of warrants of the same class	Number of convertible securities held	As a % total number of convertible securities of the same class	
(i)	(ii)	(iii)	(iv)	(v)	(vi)=(v)/(iii)*100	(vii)	(viii)	(ix)	(x)	(xi)	(xii)
1	MADHUSUDAN RAJU MUDUNURU	1463330	10.37	0	0.00	0.00	0	0.00	0	0.00	10.37
2	VINDHYA MUDUNURU	1200000	8.50	0	0.00	0.00	400000	20.00	0	0.00	9.93
3	K GOVARDHANA REDDY	816018	5.78	0	0.00	0.00	0	0.00	0	0.00	5.78
4	K VJITHA	379509	2.89	0	0.00	0.00	0	0.00	0	0.00	2.69
5	D. SREEDHAR REDDY	141778	1.00	0	0.00	0.00	0	0.00	0	0.00	1.00
6											
7	Total	4000635	28.34	0	0.00	0.00	400000	20.00	0	0.00	29.77

(*) The term "encumbrance" has the same meaning as assigned to it in regulation 28(3) of the SAST Regulations, 2011




(l)(c)(i) Statement showing holding of securities (including shares, warrants, convertible securities) of persons belonging to the category "Public" and holding more than 1% of the total number of shares

Sr. No.	Name of the shareholder	Number of shares held	Shares as a percentage of total number of shares {i.e., Grand Total (A)+(B)+(C) indicated in Statement at para (l)(a) above}	Details of warrants		Details of convertible securities		Total shares (including underlying shares assuming full conversion of warrants and convertible securities) as a % of diluted share capital
				Number of warrants held	As a % total number of warrants of the same class	Number of convertible securities held	% w.r.t total number of convertible securities of the same class	
1	NAMBURI SURYANARAYAN	940000	6.66	0	0.00	0	0.00	0
2	RELIGARE FINVEST LIMITED	800000	5.67	0	0.00	0	0.00	0
3	RAMYA M	600000	4.25	0	0.00	0	0.00	0
4	KALIDANDI RAJAN RAJU	500000	3.54	0	0.00	0	0.00	0
5	K KRISHNAM RAJU	428231	3.03	0	0.00	0	0.00	0
6	NEELIMA KALIDANDI	400000	2.83	0	0.00	0	0.00	0
7	KODALI TEJESH KUMAR	350000	2.48	0	0.00	0	0.00	0
8	RAMESH ANNAMREDDY	300000	2.13	0	0.00	0	0.00	0
9	KONKEPUDI PRIYABANDHA	250000	1.77	0	0.00	0	0.00	0
10	SADANAND ENGINEERING	233333	1.65	0	0.00	0	0.00	0
11	GURIJALA SUDHAKAR REDDI	230000	1.63	0	0.00	0	0.00	0
12	PEDDI REDDY MADHAVI	226252	1.60	0	0.00	0	0.00	0
13	JHANSI SANIVARAPU	208000	1.47	0	0.00	0	0.00	0
14	PREMSAGAR RAO KOKKIRALA	200000	1.42	0	0.00	0	0.00	0
15	K SARADA VIJAYA KUMARI	200000	1.42	0	0.00	0	0.00	0
16	PADMAJA DEVI GURAJALA	200000	1.42	0	0.00	0	0.00	0
17	DANDU VENKATAPATHI RAJU	172757	1.22	0	0.00	0	0.00	0
18	UDAY CHARAN KOKKIRALA	170000	1.20	0	0.00	0	0.00	0
19	CH SITA RAMU	150000	1.06	0	0.00	0	0.00	0
20	PARISHA PUSHPALATHA	150000	1.06	0	0.00	0	0.00	0
	Total	6708573	47.51	0	0.00	0	0.00	0




(l)(c)(ii) Statement showing holding of securities (including shares, warrants, convertible securities) of persons (together with PAC) belonging to the category "Public" and holding more than 5% of the total number of shares of the company

Sr. No.	Name(s) of the shareholder(s) and the Persons Acting in Concert (PAC) with them	Number of shares	Shares as a percentage of total number of shares (i.e., Grand Total (A)+(B)+(C) indicated in Statement at para (l)(a) above)	Details of warrants		Details of convertible securities		Total shares (including underlying shares assuming full conversion of warrants and convertible securities) as a % of diluted share capital
				Number of warrants	As a % total number of warrants of the same class	Number of convertible securities held	% w.r.t total number of convertible securities of the same class	
1	NAMBU RI SURYANARAYANA RA	940000	6.66	0	0	0	0	0
2	RELIGARE FINVEST LTD	800000	5.67	0	0	0	0	0
	Total	1740000	12.33	0	0	0	0	0




(l)(d) Statement showing details of locked-in shares

Sr. No.	Name of the shareholder	Number of locked-in shares	Locked-in shares as a percentage of total number of shares (i.e., Grand Total (A)+(B)+(C) indicated in Statement at para (l)(a) above)
1	VINDHYA MUDUNURU	1200000	8.50
	TOTAL	1200000	8.50



(II)(a) Statement showing details of Depository Receipts (DRs)

Sr. No.	Type of outstanding DR (ADRs, GDRs, SDRs, etc.)	Number of outstanding DRs	Number of shares underlying outstanding DRs	Shares underlying outstanding DRs as a percentage of total number of shares (i.e., Grand Total (A)+(B)+(C) Indicated in Statement at para (I)(a) above)
1	NIL	0	0	0.00
TOTAL		0	0	0.00



(II)(b) Statement showing holding of Depository Receipts (DRs), where underlying shares held by "promoter/promoter group" are in excess of 1% of the total number of shares

Sr. No.	Name of the DR Holder	Type of outstanding DR (ADRs, GDRs, SDRs, etc.)	Number of shares underlying outstanding DRs	Shares underlying outstanding DRs as a percentage of total number of shares (i.e., Grand Total (A)+(B)+(C) indicated in Statement at para (I)(a) above)
1	Nil	0	0	0.00
TOTAL		0	0	0.00

